


# Machine Quilted Embellishments


Making a quilt with large “plain” blocks allows for a myriad of machine stitched embellishments. Do you have a sewing machine with Decorative stitches? Pick one of your favorites, and stitch around the perimeter of the square. If your machine doesn't have decorative stitches, try couching some decorative yarn around the perimeter.

Don't forget that the center of the “plain” block is a great place to stitch some motifs. The design pictured below can be done with a plain foot - so if you don't have a free-motion foot, you can still create a decorative stitched design.


Don't forget that variegated thread is a nice embellishment!




# *Quilting Motifs*




Here are some designs that are easily sewn with a free-motion foot. You can decrease or enlarge these motifs to fit your particular block





# *Quilting Motifs*






You can decrease or  
enlarge these motifs  
to fit your particular block



# Quilting Motifs



motifs do not have to be symmetric



simple motifs  
can easily  
be  
embellished